








A Bug's Life (Cycle)


Can you follow the **Emerald Ash Borer Beetle (EAB)**'s life cycle?

The female EAB lays an egg . When the egg hatches, a larva  emerges. The larva burrows into the tree, where it begins to feed and develop under the bark. As it feeds, it makes S-shaped tunnels  that damage the tree. Eventually the larva turns into a pupa  and then an adult EAB . The adult EAB chews through the bark and escapes , leaving behind a D-shaped exit hole .

When the egg hatches, a larva emerges and burrows under the bark.

Start the maze as a larva, and finish as an adult EAB.

Good luck!



**YOU can help stop the EAB. Tell your family:
Don't move firewood ... and burn it where you buy it.**

www.stopthebeetle.info

View the animated EAB lifecycle video at www.stopthebeetle.info/video

 **United States Department of Agriculture**
Animal and Plant Health Inspection Service